

ABC Equipment Rental

3 Year Equipment Performance Analysis 2022-2024

- Only equipment with 2 full years or more of sales is included.

10k or above

Net Income Target

20% or above

ROI Target

Asset Class #	Description	Category	Rental Income	Income to Initial Cost	Total Costs	Cost to Income %	Net Income	ROI
1	250 amp portable welders	Welding Machines	81,989.37	141.92%	51,258.51	62.52%	30,730.86	53.19%
2	6900 w generators	Generators	33,714.57	186.05%	27,687.63	82.12%	6,026.94	33.26%
3	19 ft scissor lifts	Lifts	54,991.45	74.42%	59,836.64	108.81%	-4,845.19	-6.56%
4	450 CFM air compressors	Compressors	48,053.59	175.08%	23,443.78	48.79%	24,609.81	89.66%
5	40 ft boom lifts	Lifts	46,634.50	95.30%	38,393.85	82.33%	8,240.65	16.84%
6	2200 lb track loaders	Earth Moving Equipment	102,308.85	156.58%	55,773.65	54.51%	46,535.20	71.22%
7	8000 lb telehandler	Forklifts	79,281.05	153.22%	49,995.13	63.06%	29,285.92	56.60%
8	8500 lb excavators	Earth Moving Equipment	29,293.27	28.66%	80,781.88	275.77%	-51,488.60	-50.37%
9	4100 lb track loaders	Earth Moving Equipment	60,203.76	70.91%	68,718.82	114.14%	-8,515.07	-10.03%
10	5000 lb telehandlers	Forklifts	73,322.28	76.46%	79,240.41	108.07%	-5,918.13	-6.17%
11	125 CFM air compressors	Compressors	110,045.83	444.07%	23,456.13	21.31%	86,589.70	349.42%
12	3900 lb excavators	Earth Moving Equipment	88,703.31	250.80%	32,550.76	36.70%	56,152.55	158.77%
13	12000 lb excavator	Earth Moving Equipment	68,656.99	230.56%	26,983.08	39.30%	41,673.91	139.95%
14	3400 w generators	Generators	41,210.33	176.01%	37,814.96	91.76%	3,395.37	14.50%
15	97 hp backhoes	Earth Moving Equipment	94,431.56	96.98%	79,045.37	83.71%	15,386.19	15.80%
16	74 hp backhoe	Earth Moving Equipment	116,955.23	234.49%	43,216.79	36.95%	73,738.44	147.84%
17	15 ton carry deck	Cranes	121,178.95	96.07%	110,828.70	91.46%	10,350.25	8.21%
Total			2,016,704.12		1,190,972.24		825,731.88	

77.57K

Avg Income Per Asset

45.81K

Avg Costs Per Asset

31.76K

Avg Profit Per Asset

226.71%

Avg Income to Initial Cost %

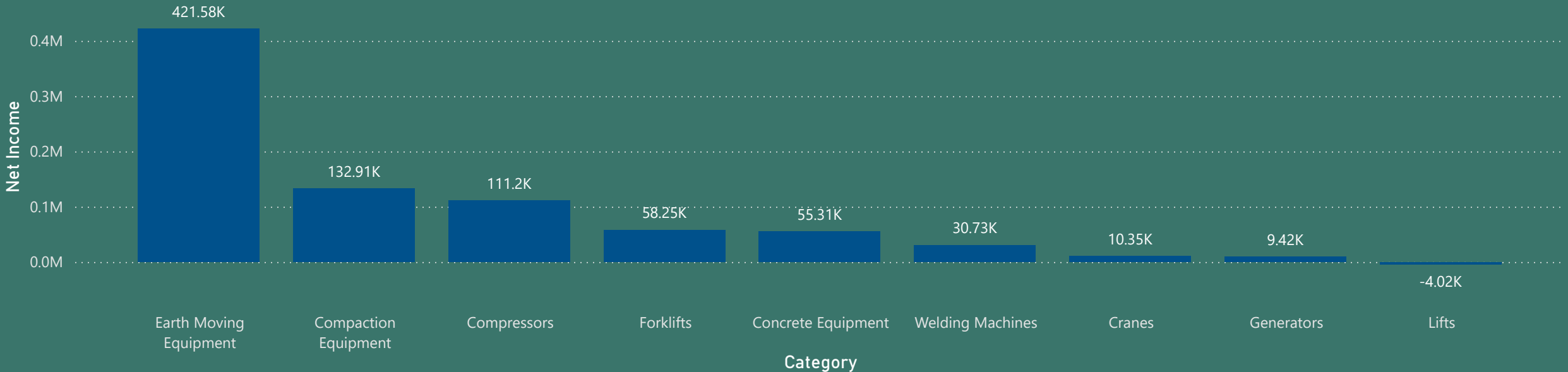
70.50%

Avg Cost to Income %

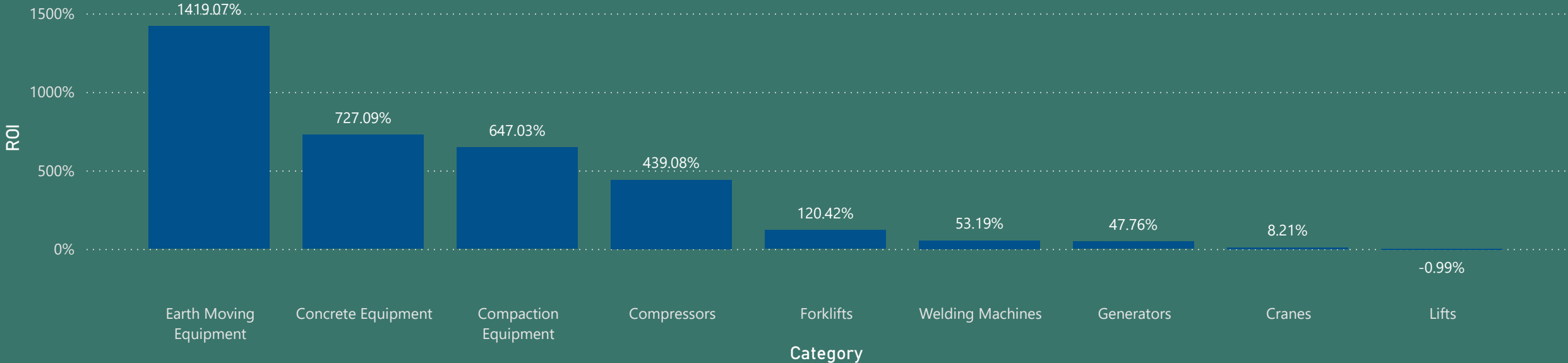
133.11%

Avg ROI

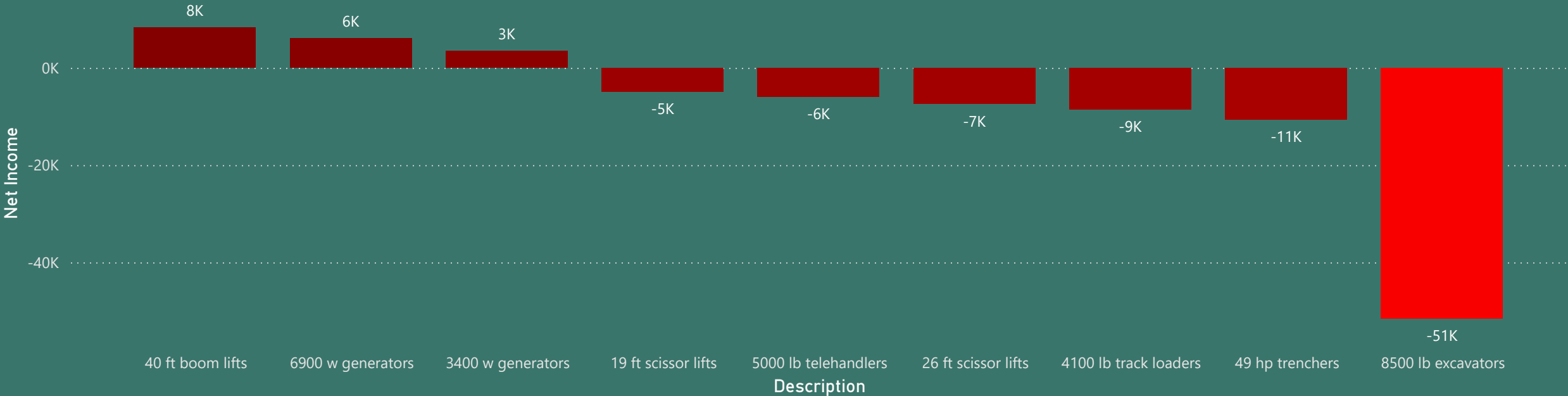
Categories - Net Income



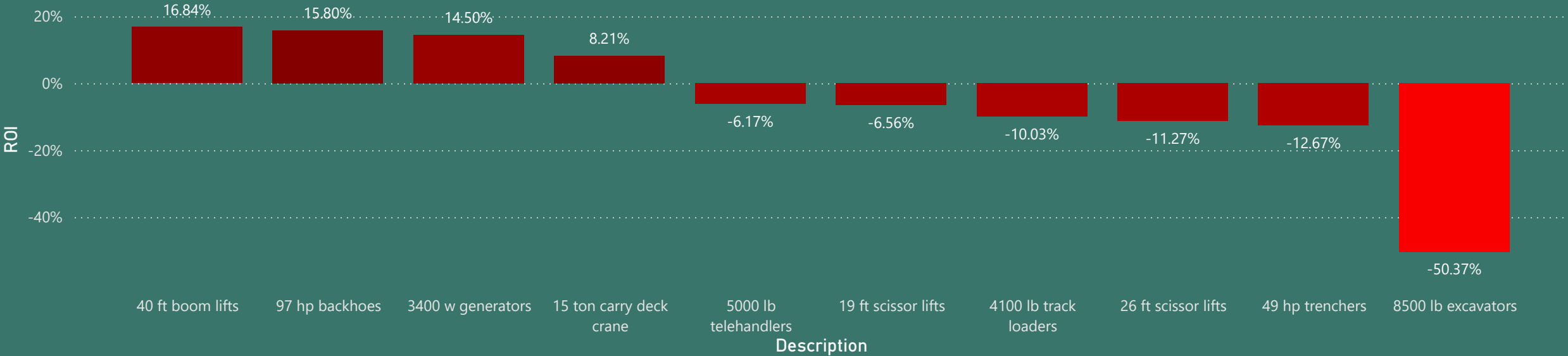
Categories - ROI



Equipment Below 10k in Net Income



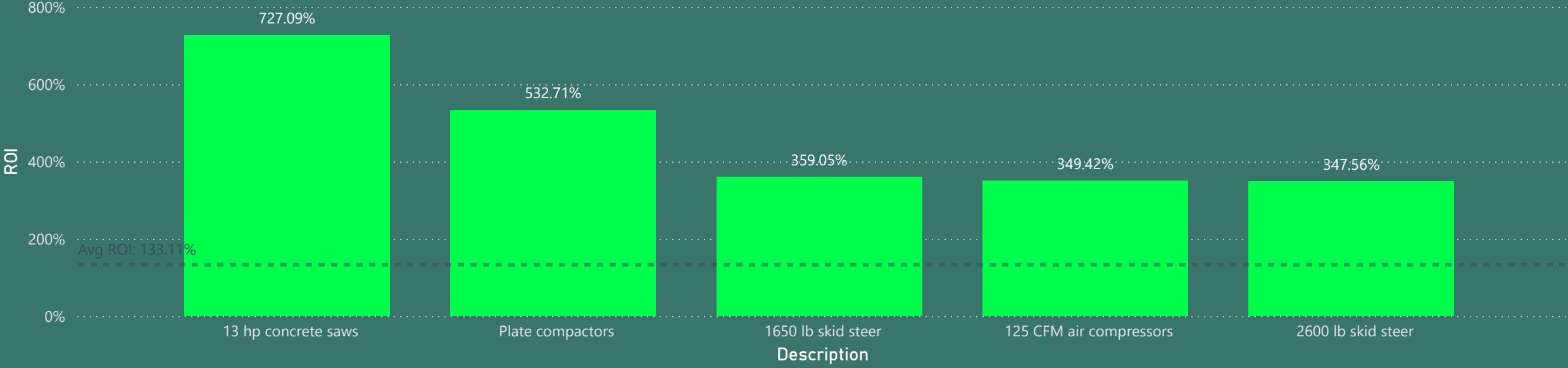
Equipment Below 20% ROI



Top 5 Equipment - Net Income



Top 5 Equipment - ROI



Summary

- Lifts, generators and cranes are the worst performing categories.
- I recommend not investing any further in those.
- Earth moving and compaction equipment, and compressors are the top money making categories.
- Concrete equipment has an exceptionally high ROI as well.
- Those four categories hold the best potential as far as future investments go.
- There are eight assets that are below target in both net income and ROI, and six assets that carry both a negative net income and ROI.
- I recommend disposal for at least the six showing a net loss.